



WELCOME TO PIPE!

PRE-IMPLEMENTATION KICKOFF WEBINAR

Welcome!



Thanks for joining us today.



All webinar participants are in “listen-only” mode. To ask a question, please type your question into the “Q&A” box at the bottom of your screen at any time during the webinar.



MNCM will send a link to presentation slides and the recording to webinar attendees later this week.



MNCM PIPE Implementation Team



Ellen Kormanik
Senior Data Quality Specialist



Lexie Adams
Project Coordinator



Elijah Gallenberg
Project Coordinator



Maegi Yang
Project Coordinator



Will Muenchow
*Vice President, Technology and
Innovation*



Sandy Larsen
*Director, Data Collection
and Integrity*



Amy Krier
*Technical Project
Manager*



Streamline clinical data
collection & reduce burden
of data reporting



Maximize time and
resources




Increase availability of
timely and actionable
information for providers
and health plans



Increase confidence

How does PIPE differ from DDS?



DDS

- Separate measure specifications
- For each measure, the medical group identifies the eligible patient population and extracts the relevant clinical data for the numerator
- Portal calculates rate summaries
- Annual reporting only

PIPE

- One specification
- Medical group extracts broader set of data
- Performance Engine centrally calculates all components for each measures
- Annual reporting plus ability to calculate custom periods throughout the year



Welcome to the PIPE Onboarding Page!

More...

This page includes links to information, resources, and tools for organizations who are preparing to implement MNCM's new data collection technology Process Intelligence Performance Engine (PIPE).

First, organizations will need to assess their readiness. To guide your assessment, please download and complete the **PIPE Assessment and Readiness Confirmation** form (link below). After you have completed the form, please sign and return it to support@mncm.org.

PIPE Resources

- [PIPE Readiness Assessment and Confirmation Form](#) - *please review and complete this form*
- [PIPE Implementation Plan](#)
- [PIPE Data Scope and Security](#)
- [PIPE Data File Field Specifications V2.1](#)
- [PIPE File Extract Guidance](#)
- [PIPE Measure Specifications](#) - *under development*
- [PIPE Data File Templates](#)
- [Important PIPE Data Considerations](#)
- [Preparing to Onboard: Recorded Webinar and Slide Deck](#)

PLEASE NOTE: MNCM's other data submission option known as Direct Data Submission (DDS) is intended to be retired at the end of 2023. Statewide reporting for Measurement Year/DOS 2023 reported in 2024 will be via PIPE only.

Possible Uses of PIPE Data



Clinical quality
measures*



New measure
testing*



Data sharing with
health plans*



Research projects*

* Authorization from the data submitter
is required for each specific use.

Common Health Information Reporting Partnership



Provider-to-Payer
Data Sharing



Payer-to-Provider
Data Sharing

LEGAL AND SECURITY

PIPE Data Security



MNCCM ensures the confidentiality, privacy, and integrity of all protected health information (PHI/ePHI)

For details, please contact
support@mncm.org

PIPE Security Program



READINESS ASSESSMENT

Readiness Assessment



MN Community
MEASUREMENT

Welcome to PIPE Onboarding!
This is the first step in onboarding...

Start press Enter ↵

🕒 Takes 6 minutes

Readiness Assessment: *What to Assess?*

- Are all data elements stored in a discrete field that can be pulled electronically?
- Is your billing data stored on a separate system than your EMR?
- Have you updated or changed your EMR since Jan 1, 2019?
- Is your implementation associated with other organizations?



Readiness Assessment: *Who to include on your team?*



*Resource contact

<https://helpdesk.mncm.org/helpdesk/KB/View/58381088-what-staff-should-be-included-in-the-pipe-implementation-team->

TIMELINE AND NEXT STEPS

Meeting 1: *Develop Timeline & Develop Schedule*

Milestone	Task	Deadline	Status	Notes
Milestone 1 – Readiness Confirmed and Legal Agreements Signed	1. Kickoff Webinar: Watch or attend kickoff webinar 2. Complete Readiness Assessment: Complete readiness assessment: Review PIPE data standard and other educational resources to assess their organization's readiness to implement PIPE. Sign readiness confirmation. 3. Sign Legal Agreement: Review and sign legal agreements: Reviews and signs PIPE legal agreements via DocuSign. After legal agreements are executed, MNMCM will develop timeline and develop regular meeting schedule.			
Query and Data File Format	4. Encounter Query & Data File Format Audit 5. Problem List Query & Data File Format Audit 6. Medication Query & Data File Format Audit 7. Allergy Query & Data File Format 8. Exclusion Query & File Format			
Milestone 2a- Successful completion of first query and data file audits.*	9. Blood Pressure Query & Data File Format 10. Lab Procedure Query & Data File Format 11. PRO Assessment Query & Data File Format 12. Chemotherapy Query & Data File Format 13. Asthma Education and Self-Management Query & Data File Format 14. Demographic Query & Data File Format			
Milestone 2b- Successful completion of all query and data file audits.*	15. DDS Registration Migration: MNMCM facilitates transfer of clinic information: from DDS portal to the PIPE Sandbox site. Medical group verifies the registered clinics. 16. Sample Import: Medical group imports initial data set into PIPE Sandbox site. 17. Error Review: Medical group and MNMCM evaluate import errors together. 18. PSV1 Audit: Medical group participates in audit with MNMCM to verify that all associated patient encounters and clinical data in the electronic record were captured in the PIPE files. As necessary, medical group makes query adjustments and verifies changes with MNMCM.			
Sandbox Testing	19. Production and Measure Calculations			
Milestone 3 – Imports Complete and Data Extraction Verified	20. Cross-mapping: Medical group applies allergy and medication cross-mapping as necessary and MNMCM validates the codes. 21. Measure Results: Medical Group calculates assigned measures and compares results to previous DDS results. 22. RELC and Insurance validation: RELC proportions and insurance validated using measure results. 23. PSV2 Audit: Medical group participates in measure specific audits with MNMCM to verify numerator compliance (and denominator inclusion as necessary). As necessary, medical group makes query adjustments, verifies changes with MNMCM, and reimports data.			
Production and Measure Calculations	24. Final Adjustments: As necessary, medical group makes query adjustments, verifies changes with MNMCM, and reimports data. 25. Sign Off: MNMCM and medical group sign-off on implementation and establish a timeline for importing incremental data files.			
Milestone 4 – Calculated Measure Results Verified				
Completion				
Milestone 5- Implementation Completed				

What to bring to the meeting:


- List of upcoming conflicting priorities
- List of any upcoming extended vacation/PTO
- Goal project completion date
- Reasonable assessment of the amount of time your team can devote to the project
- List of questions & hurdles

Major Milestones

- 1 Readiness Assessment & Legal Agreement signed
- 2 Successful completion of query & data file audits
- 3 Imports completed & data extraction verified
- 4 Calculated measure results verified
- 5 Implementation completed



PIPE File Extract Guide



The information below is intended to provide guidance in building extracts for each PIPE data file and illustrates how the extracts relate. Please consider how data is captured and updated in your record system and contact support@mncm.org with any questions.

Patient Demographic Data:

1. **Demographic file:** Pull all associated demographic data for patients in all the ten files listed below. This file is submitted first in PIPE, and others are submitted after this file. The Patient ID in all files links the data together.

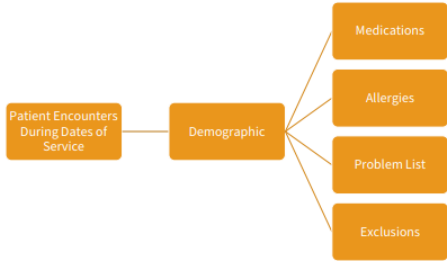
Patient Encounters, Medication, Allergies, Diagnoses, Exclusions:

2. **Encounter/CPT file:** Identify all patients with a billable encounter occurring during the submission period (e.g., January 2019)

The following files include clinical data about patients in the Encounter file. Data in these files are generally updated as part of an encounter.

NOTE: For the historical submission, these may include data considered "active" in the patient record. However, for the incremental submissions, data considered "inactive" is also included to capture end/discontinuation dates.

3. **Medication file:** All listed medications
4. **Allergy file:** All listed allergies
5. **Problem List file:** All listed diagnoses in the patient problem list
6. **Exclusions file:** Any documented exclusions (permanent nursing home, hospice, palliative care, institutional special needs plan)



```

graph LR
    A[Patient Encounters During Dates of Service] --- B[Demographic]
    B --- C[Medications]
    B --- D[Allergies]
    B --- E[Problem List]
    B --- F[Exclusions]
        
```

© MN Community Measurement, 2022. All rights reserved.
Last Updated October 2022

Encounter data file query audit and data file audit

Query Audit:

- Send query to MNCM at least 3 business days before audit
- Share screen and display query
- Walk through major points in query
- Discuss hurdles and questions



File Format Audit

- Pull 1 month sample of data into excel or csv data file
- Share screen and display excel data file
- Confirm all required and situational data is populating as expected
- Confirm format of all data elements



NEW USER ACCOUNTS

Types of User Accounts

OwnCloud

[Upload.mncm.org](https://upload.mncm.org)

Upload and transmit data files to the Sandbox Portal and Production Site

Sandbox Portal

[Sandbox-portal.mncm.org](https://sandbox-portal.mncm.org)

Test file imports during initial onboarding
'Practice' site and a replica of the actual live production site
Strictly for testing

PIPE Production

[Portal.mncm.org](https://portal.mncm.org)

Live site where data is imported and measure calculations are performed for annual submission requirements as well as custom periods

Secure File Transferring

[Secure.mncm.org](https://secure.mncm.org)

Secure file transferring site
Exchange files directly between the medical group and MNCM



A larger version of the MN Community MEASUREMENT logo, featuring the same stylized bar chart and text as the smaller logo above.

Welcome to the MNCM PIPE Request Form! To begin, we will collect some basic information from you and then you will be able to request access to the necessary PIPE systems.

[Start](#)

🕒 Takes 1 minute 30 seconds

What to consider beforehand

- Medical group ID
- Understanding of different user accounts each individual will need access to

SANDBOX & PRODUCTION PORTALS

Difference Between Sandbox and Production Portals

Sandbox Portal

- Testing of file uploads and imports
- Error Report
- Is *not* used for measure calculations
- Data is purged after 30 days of user inactivity
- Used primarily during onboarding







PIPE Production Site

- Testing of file uploads and imports
- Error Report
- Measure and rate calculations
- Data remains once imported
- Regular data submissions
- Custom measure periods and additional functions

Files ownCloud gallenberge

All files +

Name Size Modified

 TMG2_Staging	 pipe_sandbox ...	784 KB	13 days ago
 	 pipe_sandbox ...	0 KB	5 days ago
 	 pipe_sandbox ...	27 KB	an hour ago
3 folders		811 KB	

Dashboard

Medical Group Tools

Uploaded Files

Resources

Dashboard

Welcome, Elijah! You are logged into TEST Medical Group. The PE Portal will allow you to quickly analyze clinical data and provide real-time denominator and numerator reporting. For more information on how to get started, please click [here](#).

Registration Progress

1. Organization Not Registered
2. Clinics Not Registered
3. Providers Not Registered

Recent Measure Activities

Process Description	Process Type	Status	Last Update
Rate Summary	CRC Calculation	Finished	11/23/2022 08:48
MeasureNumerator	CRC Calculation	Finished	11/23/2022 08:47
MeasureDenominator	CRC Calculation	Finished	11/23/2022 08:46

Dashboard

Medical Group Tools

Uploaded Files

Resources

Medical Group Tools

Medical Group Management [?](#)

- Medical Group
- Clinics
- Providers
- Contacts
- Data Search

Measure Setup [?](#)

- Measure Management
- Periods
- Value Sets

Calculation and Result Management [?](#)

- Measure Calculations
- Measure Results

©2023, MN Community Measurement

612-746-7522 | support@mncm.org | [MNCM Knowledge Base](#) | [MNCM Academy](#)

Dashboard

Medical Group Tools

Uploaded Files

Resources

Data Import

Select an associated table before adding an upload to the imports table. From there, you can select 'Begin Import' to process the file. Once processing is complete, denominator calculations can be initiated from the Measure Calculations page.

Uploads

File Name	Time of Upload	Associated Table	
No Records Returned			

Imports

Archived Imports

Show entries

File Name	Table	Status	Date			
patient_upload_small_cj2.csv	patient	Finished	03/02/2023 09:41	Begin Import	Replace	Archive

SANDBOX SERVER

Dashboard

Welcome, Elijah! You are logged into TEST Medical Group. The PE Portal will allow you to quickly analyze clinical data and provide real-time denominator and numerator reporting. For more information on how to get started, please click [here](#).

Registration Progress

1. Organization Not Registered
2. Clinics Not Registered
3. Providers Not Registered

Recent Measure Activities

Process Description	Process Type	Status	Last Update
No data available in table			

©2023, MN Community Measurement 612-746-7522 | support@mncm.org | [MNCM Knowledge Base](#) | [MNCM Academy](#)

Important Notes

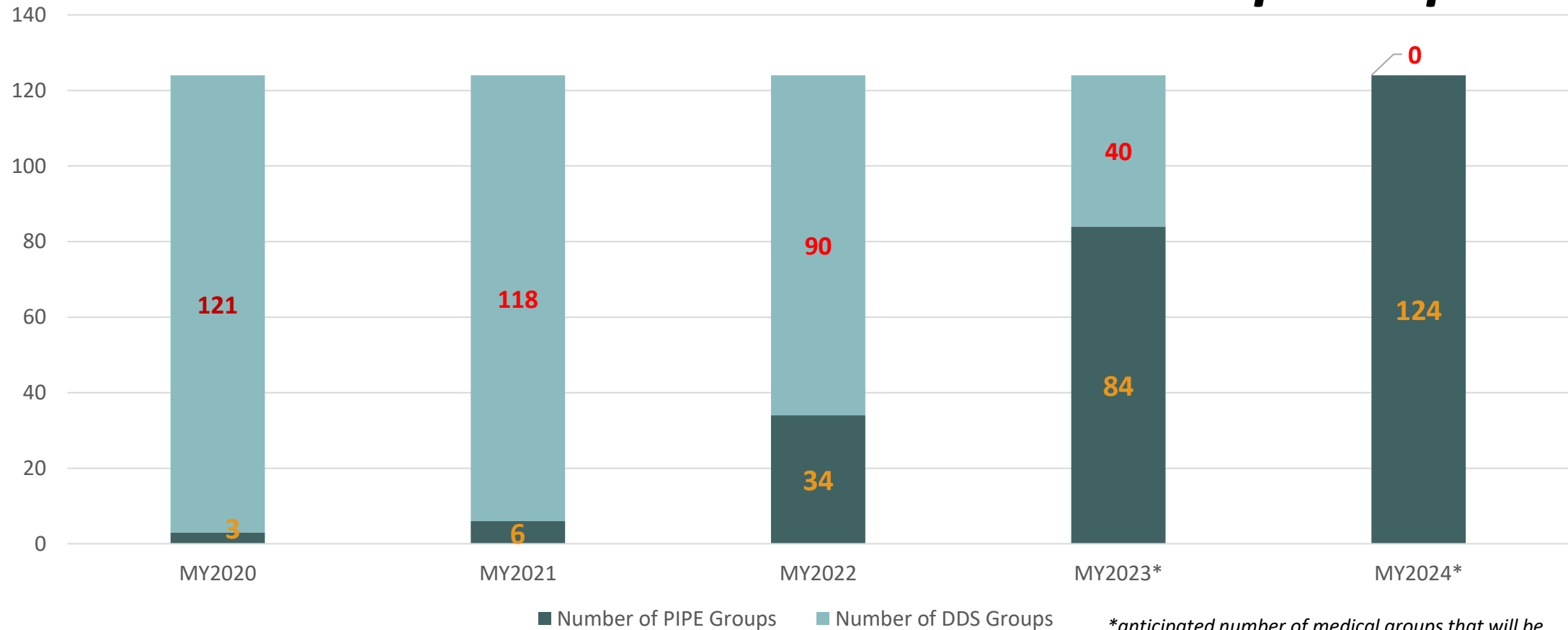
- Like DDS, all user accounts will have full functionality --- there are no tiered users.
- Data is no longer uploaded directly to the portal. Data must first be uploaded into your medical group's OwnCloud account before import will be possible in the portal.
- Sandbox data is *not* tied to the Production portal. Any data uploaded to the Sandbox will have no effect on official imports or calculations.
- Credentials for the Production portal will not be provided until *all* Sandbox validation steps have been completed.



MNCM PIPE ONBOARDING

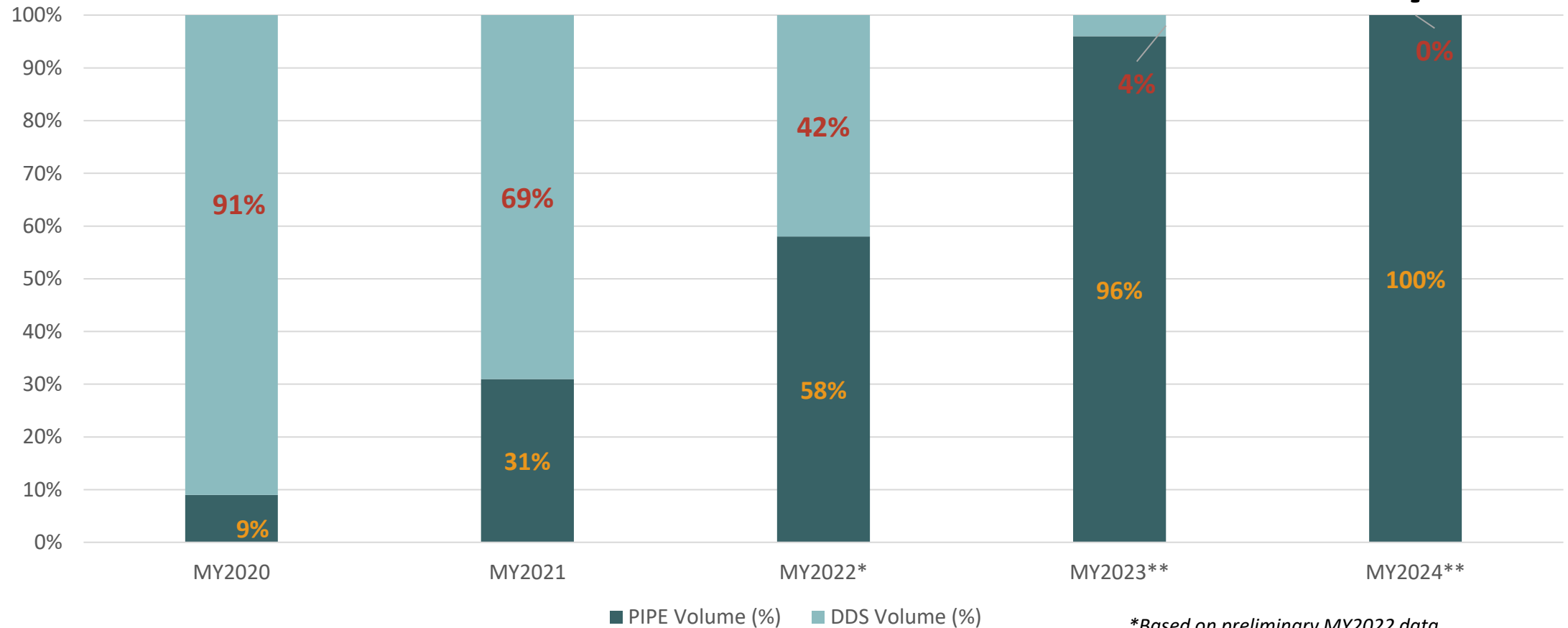
APRIL 2023

PIPE Implementation Progress: *Medical Group comparison*



**anticipated number of medical groups that will be onboarded by MY2023 & MY2024*

PIPE Implementations Progress: *Patient volume comparison*



**Based on preliminary MY2022 data*


***Anticipated patient volume for MY2023 & MY2024*



Q&A

Feel free to enter any questions in the chat.

Thank you!



<https://helpdesk.mncm.org/>



support@mncm.org